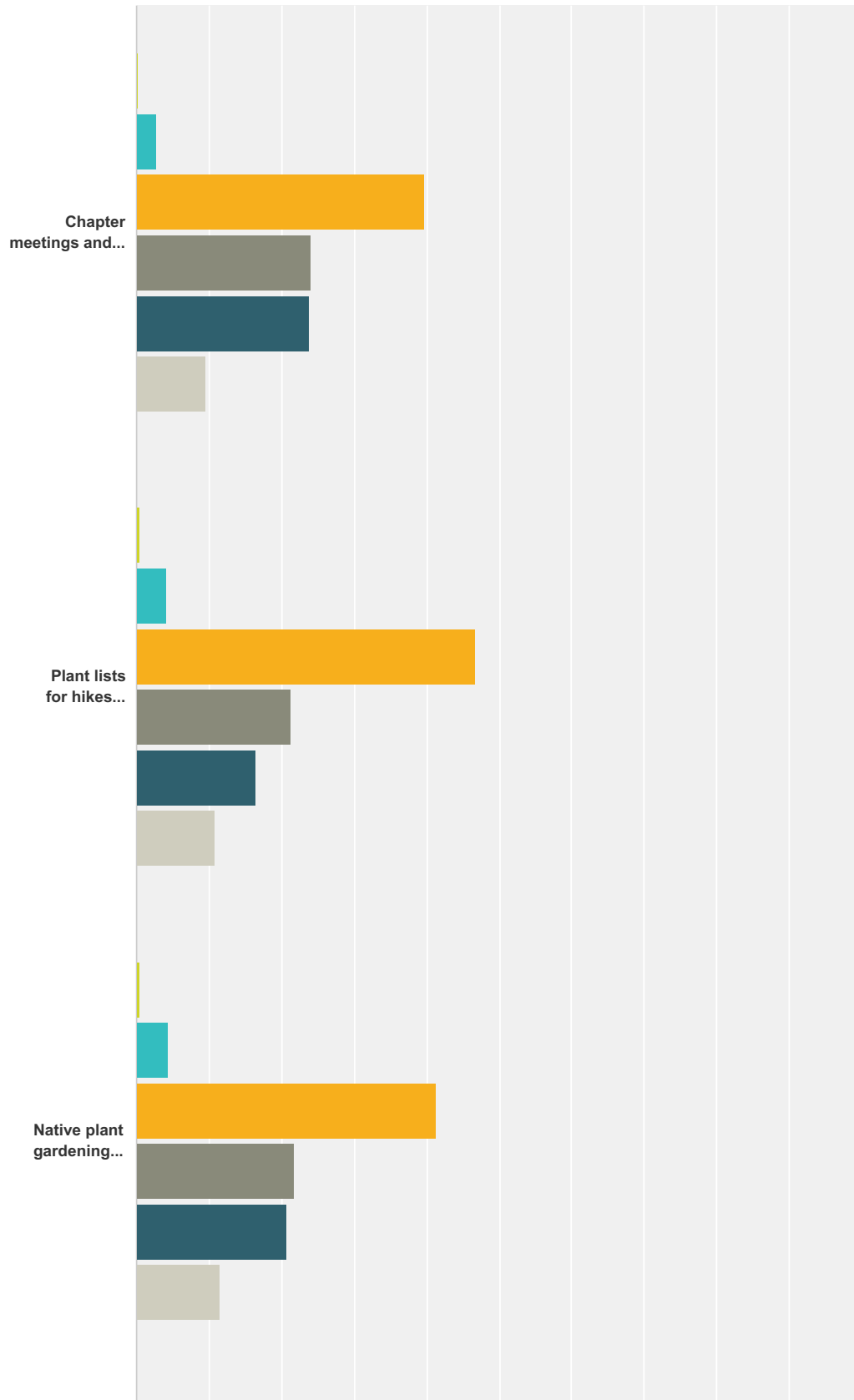
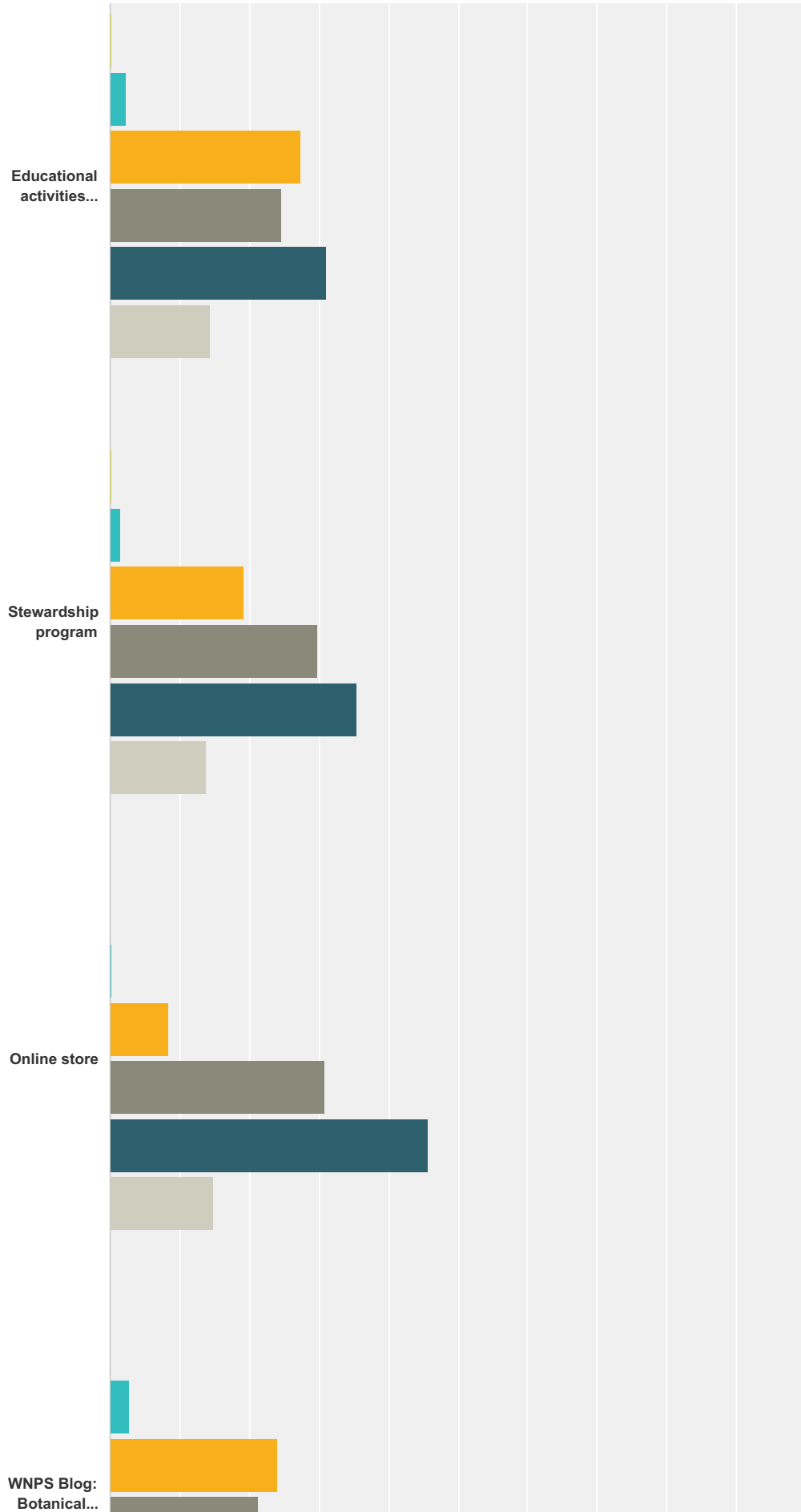


### Q18 How often do you visit the statewide WNPS website for each of these areas?

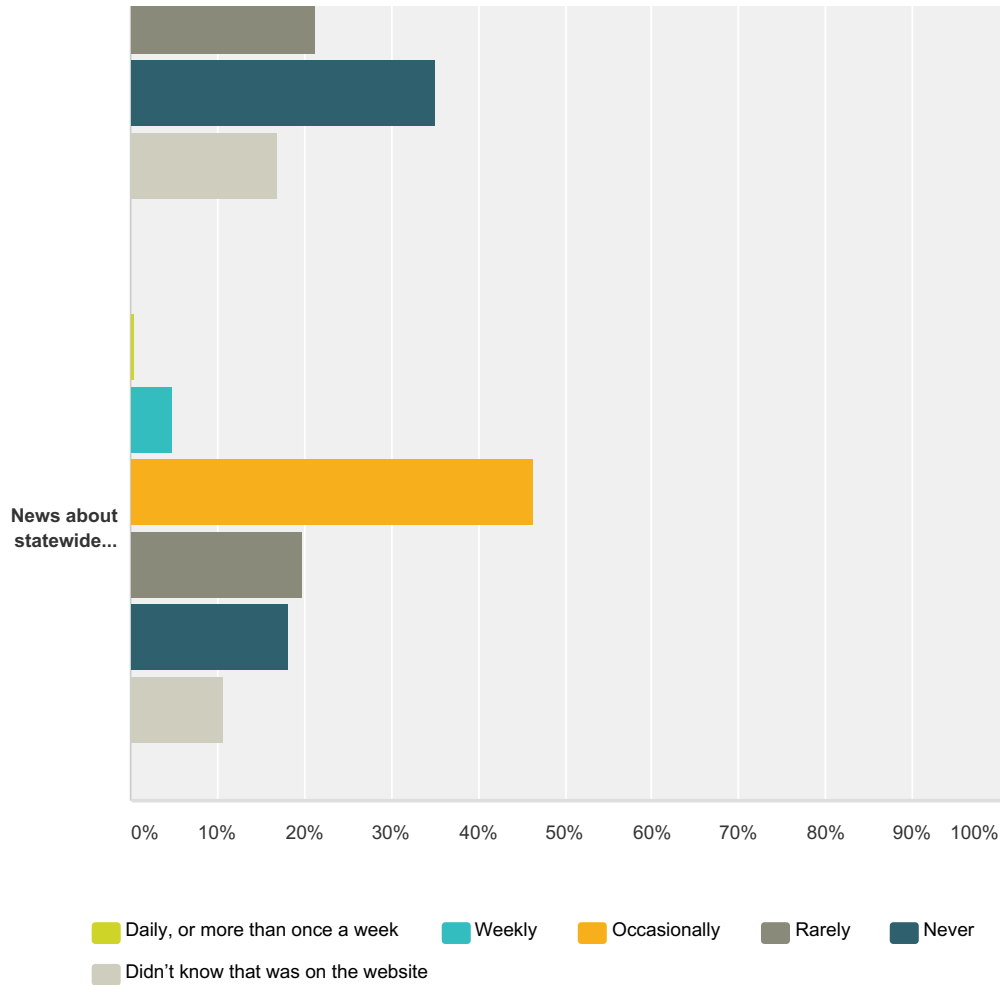
Answered: 523 Skipped: 39



# WNPS Communications Strategy Survey



## WNPS Communications Strategy Survey



	Daily, or more than once a week	Weekly	Occasionally	Rarely	Never	Didn't know that was on the website	Total	Weighted Average
Chapter meetings and field trips	0.19% 1	2.70% 14	39.77% 206	23.94% 124	23.75% 123	9.65% 50	518	3.97
Plant lists for hikes throughout Washington	0.38% 2	4.21% 22	46.74% 244	21.26% 111	16.48% 86	10.92% 57	522	3.82
Native plant gardening resources	0.39% 2	4.44% 23	41.31% 214	21.62% 112	20.66% 107	11.58% 60	518	3.92
Educational activities (Starflower Habitat Education Activities and Resources)	0.19% 1	2.32% 12	27.27% 141	24.56% 127	31.14% 161	14.51% 75	517	4.28
Stewardship program	0.19% 1	1.36% 7	19.22% 99	29.90% 154	35.53% 183	13.79% 71	515	4.41
Online store	0.00% 0	0.20% 1	8.45% 43	30.84% 157	45.78% 233	14.73% 75	509	4.66
WNPS Blog: Botanical Rambles	0.00% 0	2.74% 14	24.07% 123	21.33% 109	35.03% 179	16.83% 86	511	4.39
News about statewide activities, i.e. Study Weekend, WNPS initiatives, etc.	0.39% 2	4.71% 24	46.27% 236	19.80% 101	18.24% 93	10.59% 54	510	3.83